


English

Quarter 4 – Module 9: Reading for Life



English – Grade 3
Alternative Delivery Mode
Quarter 4 – Module 9: Reading for Life
First Edition, 2020

Republic Act 8293, section 176 states that: No copyright shall subsist in any work of the Government of the Philippines. However, prior approval of the government agency or office wherein the work is created shall be necessary for exploitation of such work for profit. Such agency or office may, among other things, impose as a condition the payment of royalties.

Borrowed materials (i.e., songs, stories, poems, pictures, photos, brand names, trademarks, etc.) included in this module are owned by their respective copyright holders. Every effort has been exerted to locate and seek permission to use these materials from their respective copyright owners. The publisher and authors do not represent nor claim ownership over them.

Published by the Department of Education
Secretary: Leonor Magtolis Briones
Undersecretary: Diosdado M. San Antonio

Development Team of the Module

Writer: Tristan June C. Intong, Walter D. Villanueva

Editor: Eva P. Glase

Reviewers: Michelle M. Palmera, Belen D. Tado, Menard M. Arenas

Illustrator: Rolando P. Durdas

Layout Artist: Neil Edward D. Diaz

Management Team: Evelyn R. Fetalvero

Dee D. Silva

Janette G. Veloso

Eduard C. Amoguis

Analiza C. Almazan

Marilyn E. Sumicad

Ma. Cielo D. Estrada

Lourdes A. Navarro

Manuel P. Vallejo

Allen T. Guilaran

Printed in the Philippines by _____

Department of Education – Region XI

Office Address: F. Torres St., Davao City

Telefax: (082) 291-1665; (082) 221-6147

E-mail Address: region11@deped.gov.ph * lrms.regionxi@deped.gov.ph

English

Quarter 4 – Module 9:
Reading for Life

Introductory Message

For the facilitator:

Welcome to the English 3 Alternative Delivery Mode (ADM) Module on Reading for Life!

This module was collaboratively designed, developed, and reviewed by educators both from public and private institutions to assist you, the teacher, or facilitator in helping the learners meet the standards set by the K to 12 Curriculum while overcoming their personal, social, and economic constraints in schooling.

This learning resource hopes to engage the learners into guided and independent learning activities at their own pace and time. Furthermore, this also aims to help learners acquire the needed 21st century skills while taking into consideration their needs and circumstances.

In addition to the material in the main text, you will also see this box in the body of the module:



Note to the Teacher

This contains helpful tips or strategies that will help you in guiding the learners.

As a facilitator, you are expected to orient the learners on how to use this module. You also need to keep track of the learners' progress while allowing them to manage their own learning. Furthermore, you are expected to encourage and assist the learners as they do the tasks included in the module.

For the learner:

Welcome to the English 3 Alternative Delivery Mode (ADM) Module on Reading for Life!

This module was designed to provide you with fun and meaningful opportunities for guided and independent learning at your own pace and time. You will be enabled to process the contents of the learning resource while being an active learner.

This module has the following parts and corresponding icons:



What I Need to Know

This will give you an idea of the skills or competencies you are expected to learn in the module.



What I Know

This part includes an activity that aims to check what you already know about the lesson to take. If you get all the answers correctly (100%), you may decide to skip this module.



What's In

This is a brief drill or review to help you link the current lesson with the previous one.



What's New

In this portion, the new lesson will be introduced to you in various ways such as a story, a song, a poem, a problem opener, an activity, or a situation.



What is It

This section provides a brief discussion of the lesson. This aims to help you discover and understand new concepts and skills.



What's More

This comprises activities for independent practice to solidify your understanding and skills of the topic. You may check the answers to the exercises using the Answer Key at the end of the module.



What I Have Learned

This includes questions or blank sentence/paragraph to be filled in to process what you learned from the lesson.



What I Can Do

This section provides an activity which will help you transfer your new knowledge or skill into real life situations or concerns.



Assessment

This is a task which aims to evaluate your level of mastery in achieving the learning competency.



Additional Activities

In this portion, another activity will be given to you to enrich your knowledge or skill of the lesson learned.



Answer Key

This contains answers to all activities in the module.

At the end of this module you will also find:

The following are some reminders in using this module:

1. Use the module with care. Do not put unnecessary mark/s on any part of the module.
2. Don't forget to answer *What I Know* before moving on to the other activities included in the module.
3. Read the instruction carefully before doing each task.
4. Observe honesty and integrity in doing the tasks and checking your answers.
5. Finish the task at hand before proceeding to the next.
6. Return this module to your teacher/facilitator once you are through with it.

If you encounter any difficulty in answering the tasks in this module, do not hesitate to consult your teacher or facilitator. Always bear in mind that you are not alone.

We hope that through this material, you will experience meaningful learning and gain deep understanding of the relevant competencies. You can do it!



What I Need to Know

This module covers the competency, Read phrases, sentences, and short stories consisting vowel diphthongs: oy, oi, ou, ow (EN3PWR-Ivi-21).

After going through this module, you are expected to:

1. identify words with vowel diphthongs (oy, oi, ou, ow); and
2. read phrases, sentences and stories consisting vowel diphthongs (oy, oi, ou, ow)



What I Know

Before you proceed with the activities found in this module, do the Pre-test below.

Directions: Read and understand the story. Answer the questions and write the letter of the correct answer on a separate sheet.


Troy the Joyful Boy with a Toy

Tristan June C. Intong

One day, Troy played by himself with lots of toys. He was very happy. He has no brothers and sisters to play with at home.

So, Troy requested his parents to buy new toys for him every other month. He asked no other favors from his parents but for them to bring home some toys.

The next day, Troy hugged his parents and he realized how thankful and joyful he was.



1. What is the story all about?

The story is all about _____.

- a. a joyful boy
- b. a boastful boy
- c. a prayerful boy

2. Where did the story happen?

The story happened _____.

- a. at home
- b. at school
- c. at the park

3. What makes the boy happy?

- a. He has lots of toys.
- b. He has a best friend.
- c. He has a brand new bicycle.

4. Who is the character in the story?

The character of the story is _____.

- a. Ploy
- b. Troy
- c. Cloy

5. How do you describe the boy in the story?

The boy in the story is _____.

- a. sad and moody
- b. angry and lonely
- c. thankful and joyful

Lesson

1

Phrases, Sentences, and Stories consisting Vowel Diphthongs (oy, oi, ou, ow)



What's In

Can you still remember the last module you have accomplished? This part will help you understand whether you have known well the previous module which is to read words with diphthongs (oy, oi, ou, ow).

Directions: Read the words in Box A. Classify and write in Box B the words according to their proper diphthong. Good luck!

BOX A

house	gown	annoy	noise
flower	round	moist	employ
point	mouse	boy	crown
toy	coin	shout	brown
joint	found	oyster	down

BOX B

diphthong (oy)	diphthong (oi)	diphthong (ou)	diphthong (ow)



What's New

This part will give you a chance to discover the lesson of this module. Are you ready? Good luck!

Directions: Complete each sentence by choosing the correct word inside the parentheses. Write your answer on a separate sheet.

1. If you want to cook noodles you have to (coil, boil) water.
2. The boys like to play with (toys, soy).
3. My dog is a (royal, loyal) friend to me.
4. When I grow up I want to build a three-storey (mouse, house).
5. The farmers had to (toil, foil) in the fields to have a good harvest.



What is It

How do you feel right now after reading lots of words? I hope you find it well! Now, to give you more insights/learnings about what this module covers, please give time to read and understand.

What is a vowel diphthong?

A vowel diphthong is a sound in which the tongue changes position to produce the sound of two vowels.


In other words, it is a single sound produced when two vowels (one dominant in duration and stress, and one reduced in duration and stress), are paired together in sequence.

Example: oy: boy, toy, soy, joy

ou: out, house, cloud,

oi: boil, soil, coin, point

ow: bow, cow, owl



What's More

This part of the module will give you an independent practice to harden your understanding and skills of the topic.

Activity 1. Choose Me!

Directions: Read the following words in the box. Choose the best word to complete each sentence. Write your answer in a separate sheet.

clown flowers cow meow crown

A funny _____ (1.) performed at the circus.

Our new little kitten said _____ (2.)!

She wears a _____ (3.) on her birthday party.

I like to pick _____ (4.) in the garden.

Activity 2. Find Me!

Direction: Look at the words in the box. Find and color them in the crossword puzzle.

Note: The words could be written horizontally or vertically. Good luck!

POWER CROWN BOW VOWEL TOWN
WOW DROWN PLOW BROWN GROWL

CROSSWORD PUZZLE

D	R	O	W	N	O	O	V	W	G	L	O
G	N	N	T	O	E	V	R	L	N	R	W
W	P	W	W	B	N	W	W	N	N	O	B
L	O	R	R	W	R	O	T	O	R	V	L
O	O	P	N	D	W	B	O	W	T	O	W
C	R	O	W	N	O	O	R	E	R	W	L
L	E	W	W	O	P	L	O	W	W	E	E
N	W	O	V	W	D	O	N	O	W	L	O
B	R	O	W	N	G	R	O	W	L	T	W
O	W	O	W	W	W	T	D	L	W	O	O
R	W	G	P	O	W	E	R	W	D	W	N
R	L	W	O	W	N	G	B	T	L	N	W



What I Have Learned

Hello Kid, have you learned something from this module?

Now, let me ask you some questions to know if you really did your best in this module, by following all the instructions and answering the activities correctly.

Direction: Write your answers on the space provided.

1. What is a vowel diphthong?

2. Can you name some vowel diphthongs included in this module?

3. Where can you find vowel diphthong in a sentence?

4. Can you give examples of words with each vowel diphthong?
oy, oi, ou and ow.



What I Can Do

This part provides you an activity that transfer your new knowledge or skill into real life situations.

Direction: Choose the best word from the word bank below to make each sentence correct.

Word Bank

house	sprout	round
shout	south	

1. Flowers _____ from the ground when they grow.
2. A basketball is _____.
3. The opposite of north is _____.
4. The children _____ loudly when they saw a big snake.
5. You can visit our _____ on Malaya Street.



Assessment

Direction: Read and understand the story below. Choose and encircle the letter of the best answer.

Loloy Who was Annoyed

Tristan June C. Intong

There was a boy named Loloy. He was worried and annoyed by any noise.

The sound of coins, the flushing of the toilet, the horn of a bus and even the sound of his own voice. Everytime he hears noise, he cries. To the point that he shouts, "This is no fun, you are stealing my joy!". But whenever he gets bored, he enjoys listening to noise.



1. What is the story all about?

The story is all about _____.

- a. A boy who talks loudly.
- b. A boy who loves noises.
- c. A boy who doesn't like noises.

2. Who is the character in the story?

The character of the story is _____.

- a. Loloy

- b. Boboy
- c. Cocoy

3. When Loloy heard a noise, what did he do?

When he hears noise, he _____.

- a. sung
- b. cried
- c. jumped

4. When did Loloy decide to enjoy the noise?

Loloy enjoys the noise when _____.

- a. he was busy.
- b. he got bored.
- c. he watched the TV.

5. Why did Loloy get worried and annoyed?

He gets worried and annoyed because of _____.

- a. his toys
- b. the food
- c. the noise



Additional Activities

In this part of the module, you will be doing your last activity to finally test the skill developed on the topic.

Directions: Complete each sentence by choosing the correct word and write it on a separate sheet.

(joyful, annoy) 1. You look _____ when you dance.

(join, soil) 2. I put three seeds in each box of _____.

(shouts, stouts) 3. The Commanding Officer _____ to his men.

(taoist, moist) 4. They enjoy eating _____ cake in my birthday.

(boil, soil) 5. I will _____ my steak until it is well done.



Answer Key

1. a
2. a
3. a
4. b
5. c

oy: annoy,
employ, boy, toy,
oyster
oi: noise, moist,
point, coin, joint
ou: house, round,
mouse, shout,
found
ow: gown, flower,
crown, brown,
down

1. boil
2. joyful
3. toys
4. soil
5. loyal
6. house
7. shouts
8. moist
9. boil
10. toil

Activity 1

1. clown
2. meow
3. crown
4. flower

5. COW

Activity 2

D	R	O	W	N	O	V	W	G	L	O
G	N	N	T	O	E	V	R	L	N	R
W	P	W	W	B	N	W	N	N	O	B
L	O	R	R	W	R	O	T	O	R	V
O	O	P	N	D	W	B	O	W	T	W
C	R	O	W	N	O	O	R	E	W	L
L	E	W	W	O	P	L	O	W	W	E
N	W	O	V	W	D	O	N	O	W	L
B	R	O	W	N	G	R	O	W	L	W
O	W	O	W	W	W	T	D	L	W	O
R	W	G	P	O	W	E	R	W	D	N
R	L	W	O	W	N	G	B	T	L	N

Have

Learned

1. Answer may vary

2. Answer

may vary

3. Answer

400 4000

May 1997

What I Can Do

1. sprout

2. round

3. south

4. shout

5. house

Assessment

1.c

2. a

3. a

4.b

5. c

Additional Activities

1. Joyful

2. Soil

3. shouts

4. moist

5. boil

References

K to 12 Curriculum Guide ENGLISH May 2016, 67.

Mil Flores Ponciano et al., eds., *Let's Get Better in Reading-Grade 3 Learner's Material*, First Edition 2014 (Department of Education-Instructional Materials Council Secretariat), 356.

For inquiries or feedback, please write or call:

Department of Education - Bureau of Learning Resources (DepEd-BLR)

Ground Floor, Bonifacio Bldg., DepEd Complex
Meralco Avenue, Pasig City, Philippines 1600

Telefax: (632) 8634-1072; 8634-1054; 8631-4985

Email Address: blr.lrqad@deped.gov.ph * blr.lrpd@deped.gov.ph